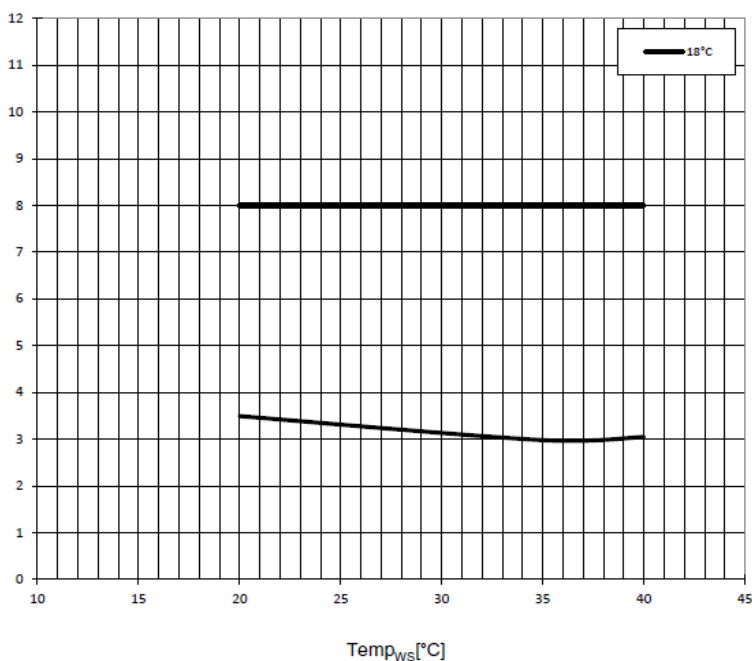


Typ

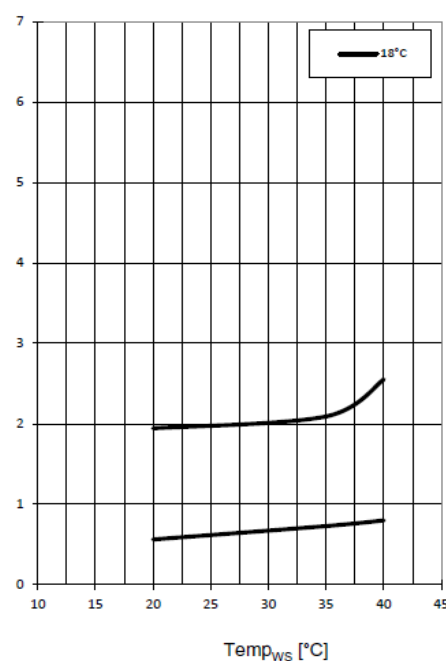
Hybrox 8

## Kühlbetrieb

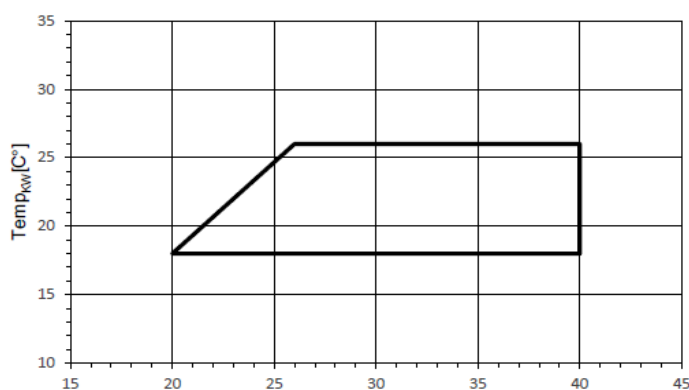
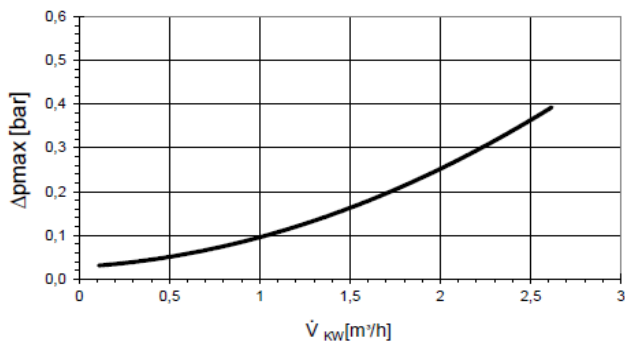
Q0 min/max [kW]



Pel min/max [kW]



$\Delta p_{max}$  [bar]



### Legende:

- Q0 min/max = minimale/maximale Kühlleistung
- Temp<sub>WS</sub> = Temperatur Wärmesenke
- Temp<sub>KW</sub> = Temperatur Kühlwasser
- $\Delta p_{max}$  = max. Druckverlust
- $\dot{V}_{KW}$  = Volumenstrom Kühlwasser
- Pel min/max = minimale/maximale Leistungsaufnahme