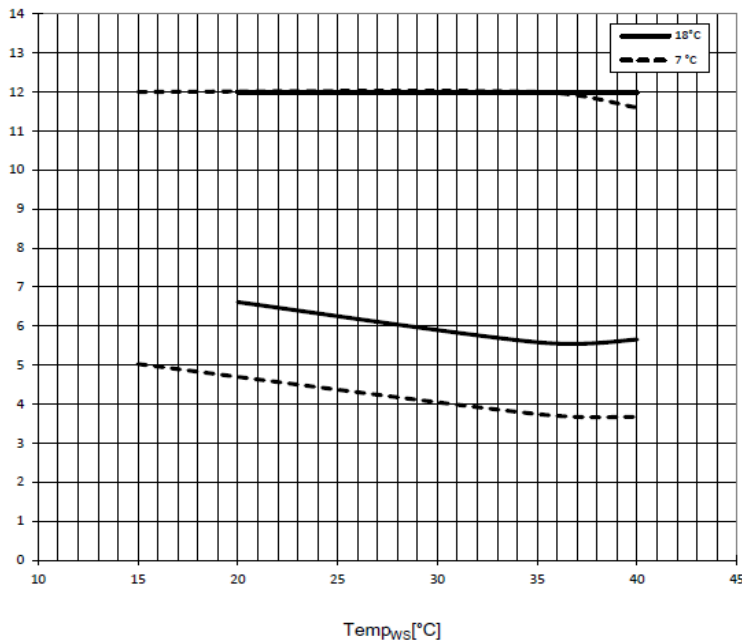


Typ

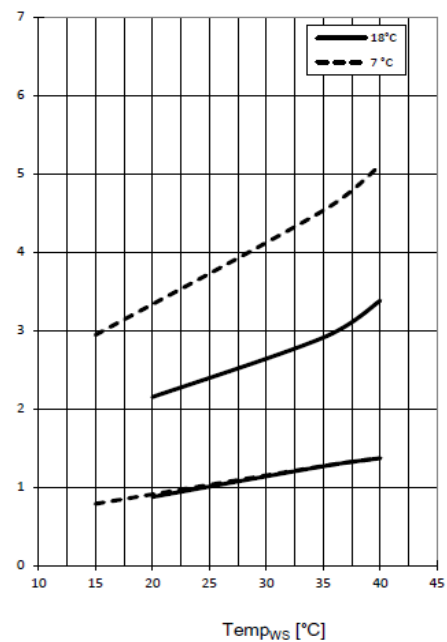
Hybrox 16

Kühlbetrieb

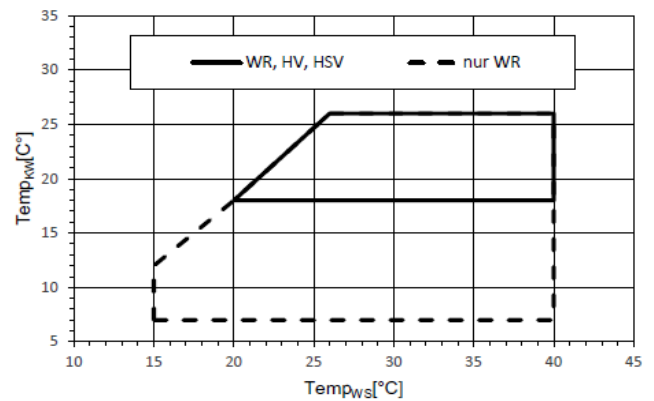
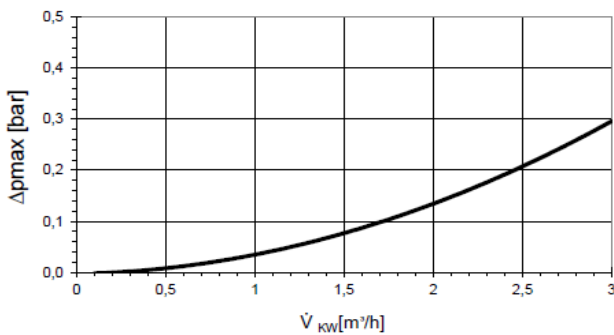
Q0 min/max [kW]



Pel min/max [kW]



Δp_{max} [bar]



Legende:

- Q0 min/max = minimale/maximale Kühlleistung
- Temp_{WS} = Temperatur Wärmesenke
- Temp_{KW} = Temperatur Kühlwasser
- Δp_{max} = max. Druckverlust
- V_{KW} = Volumenstrom Kühlwasser
- Pel min/max = minimale/maximale Leistungsaufnahme